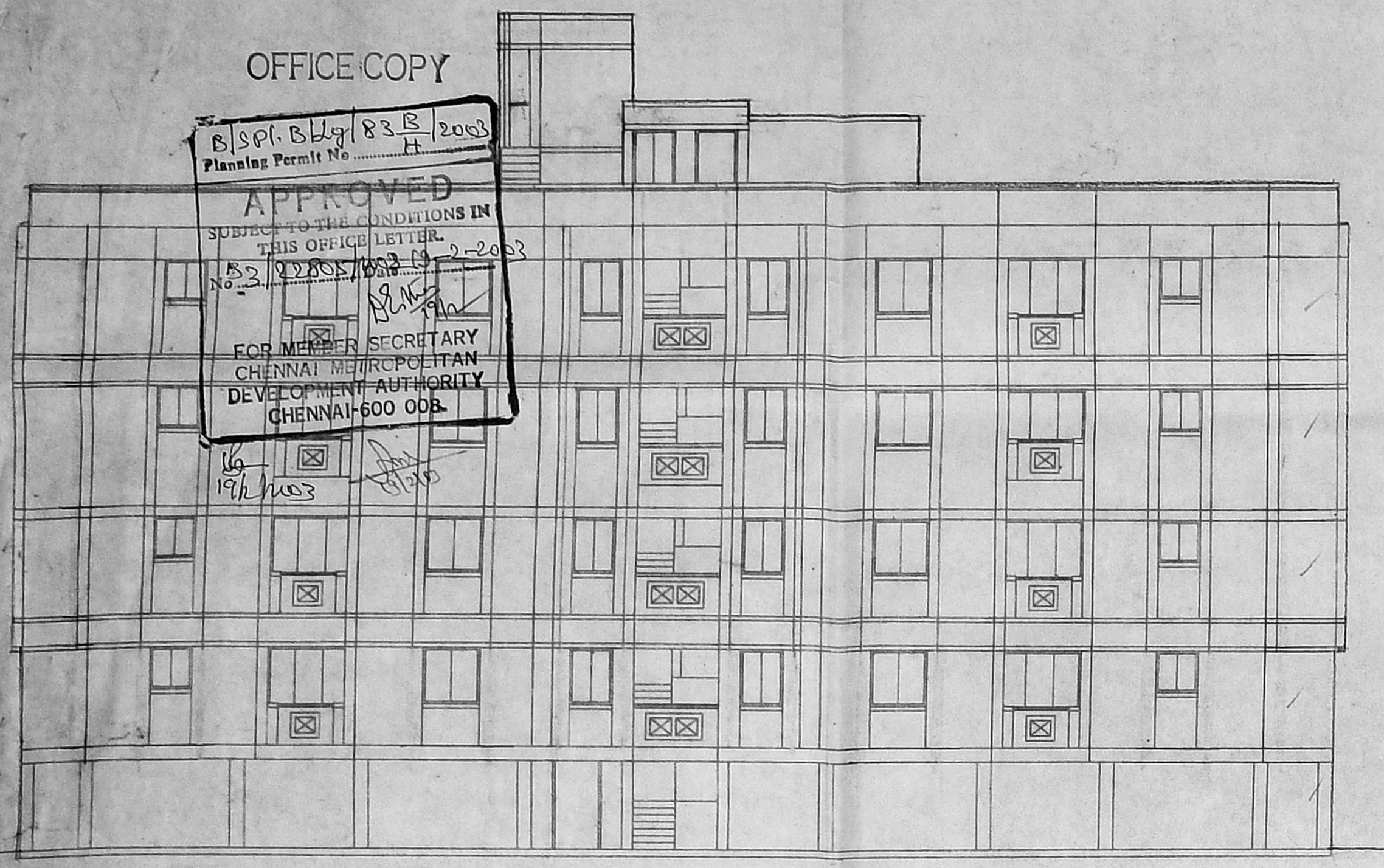


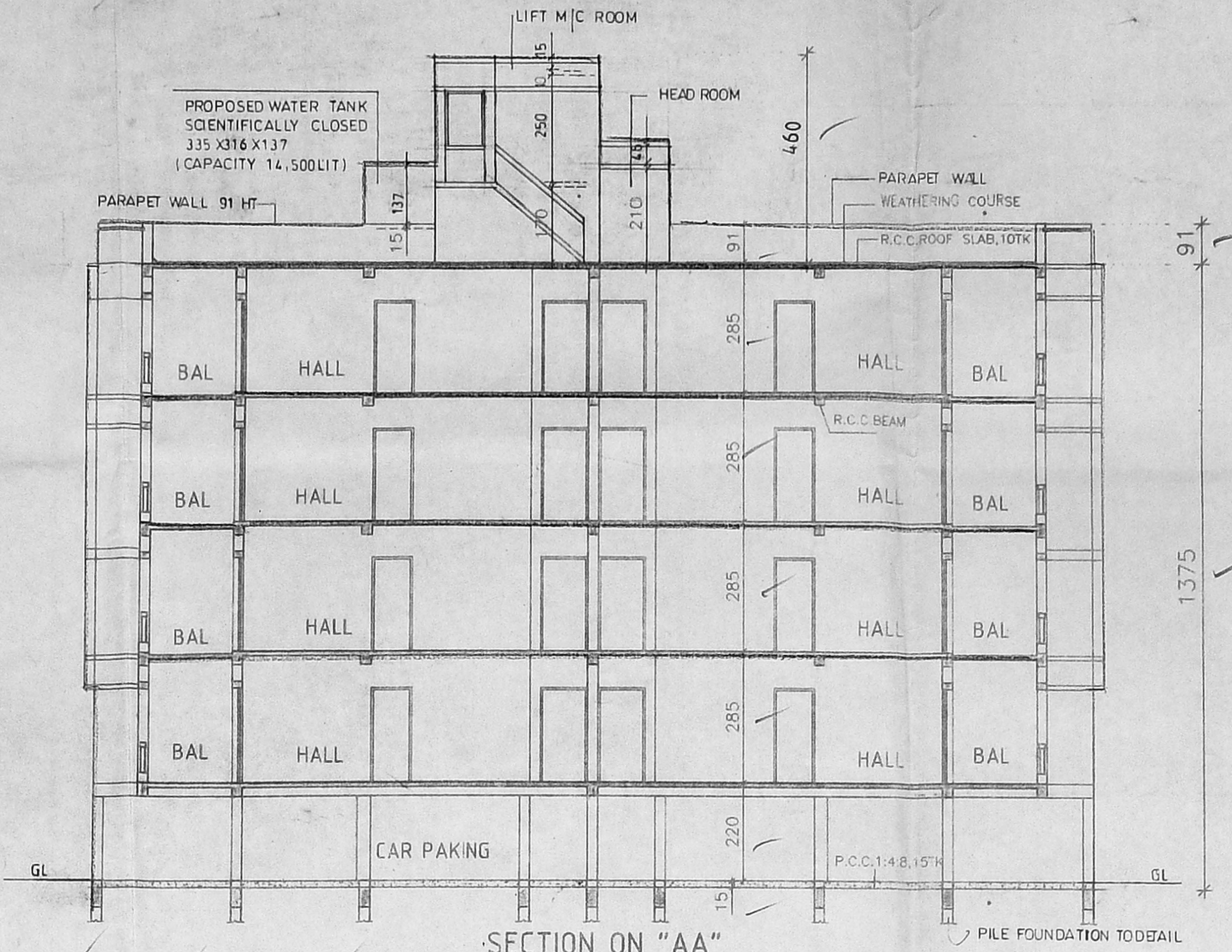
Revised Plan
 CMDA (B)/15 No. 1
 C. No. B2/22305/2003
 Asst. Secretary
 P. A.
 A.P. ADARSH
 D.P.

OFFICE COPY

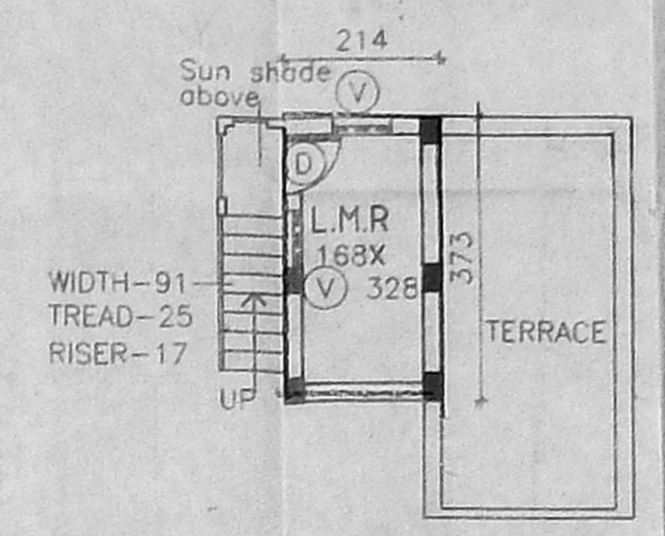
Planning Permit No. 183/19/2003
 APPROVED
 SUBJECT TO THE CONDITIONS IN THIS OFFICE LETTER No. 2/2003/183
 FOR MEMBER SECRETARY CHENNAI METROPOLITAN DEVELOPMENT AUTHORITY CHENNAI-600 008



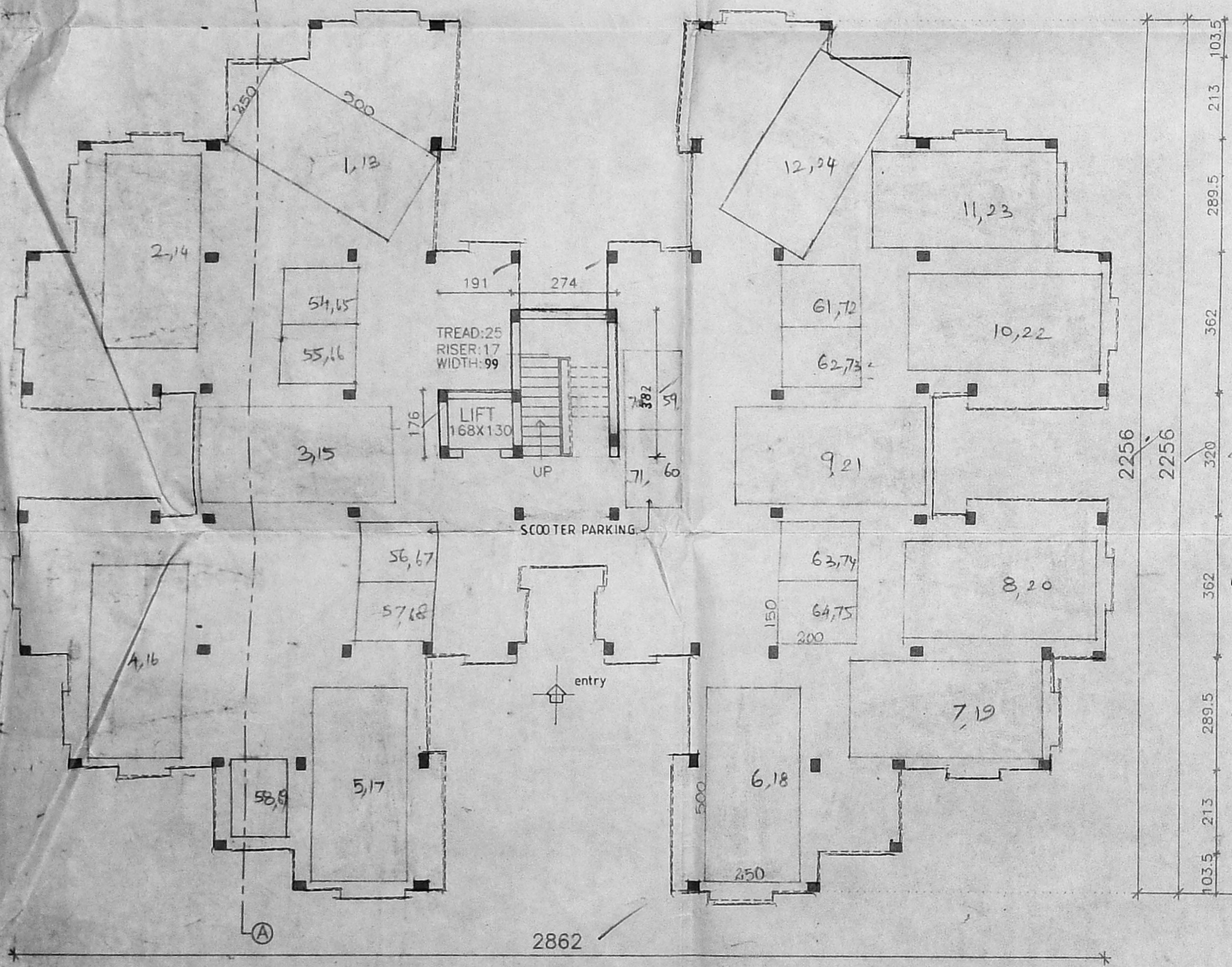
ELEVATION....



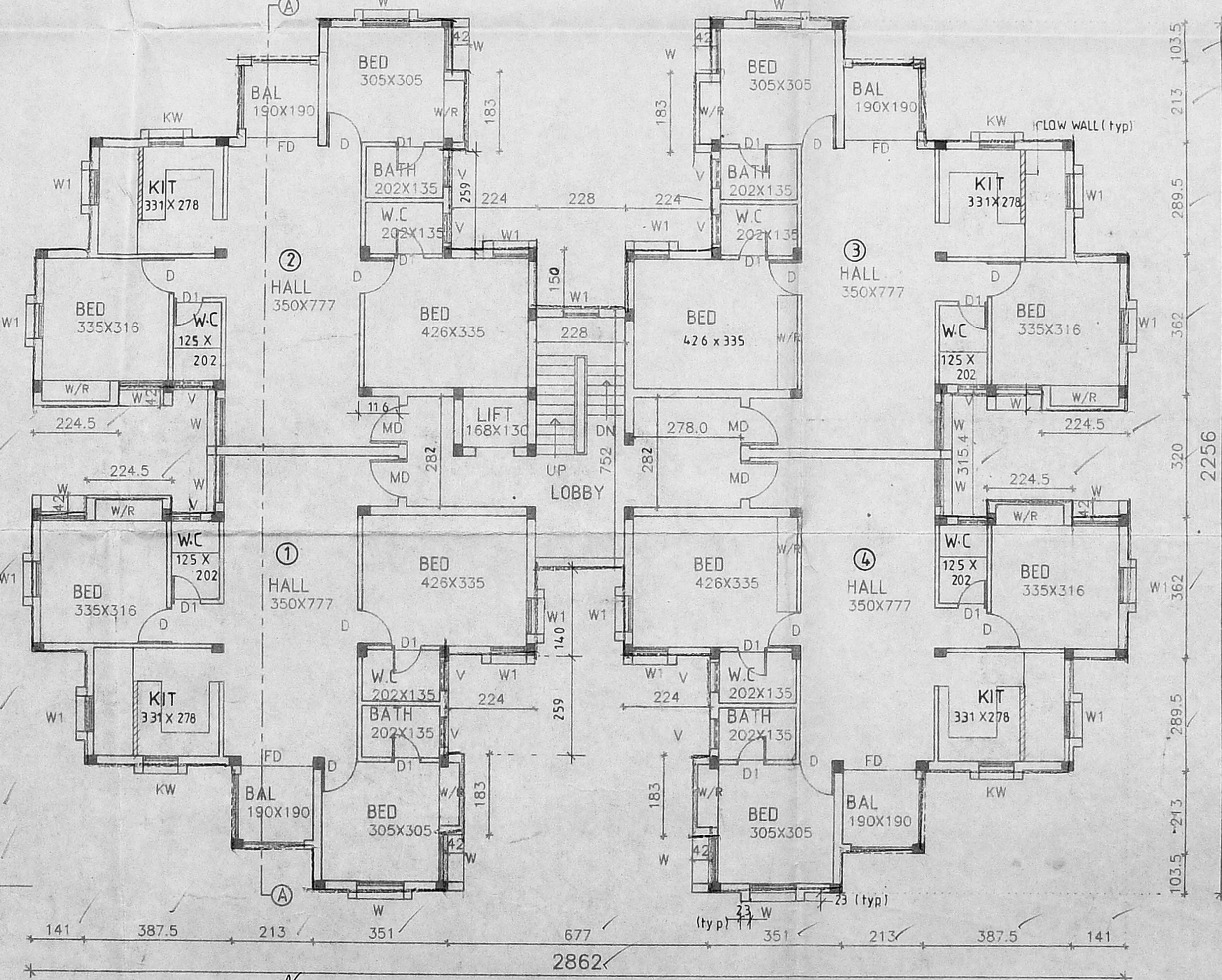
SECTION ON "AA"



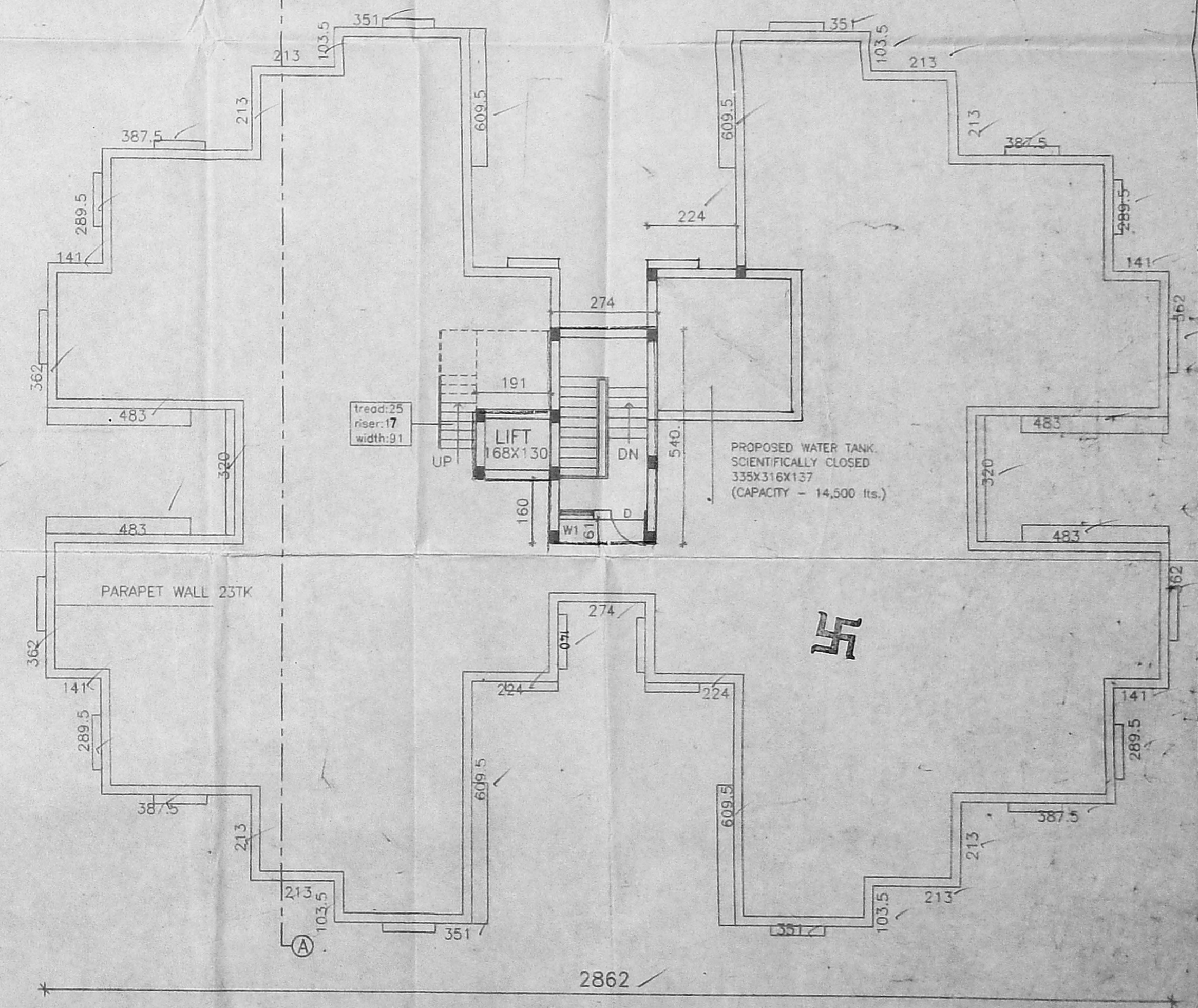
LIFT MACHINE ROOM PLAN



STILT FLOOR PLAN (CAR PARKING)



TYPICAL FLOOR PLAN... (FIRST, SECOND, THIRD & FOURTH FLOORS)...



TERRACE FLOOR PLAN...

| Schedule of joinery | | | | |
|---------------------|----------------|-----------|---|------------|
| MD | MAIN DOOR | 100 X 213 | V | VENTILATOR |
| D | DOOR | 91 X 213 | | |
| D1 | DOOR | 76 X 213 | | |
| FD | FRENCH DOOR | 190X-213 | | |
| W | WINDOW | 144 X 122 | | |
| W1 | WINDOW | 122 X 122 | | |
| W2 | WINDOW | 91 X 122 | | |
| KW | KITCHEN WINDOW | 91 X 91 | | |

Legend:
 PROPOSED

| Area Statement : | |
|--------------------------------------|------------------------------|
| F.S.I AREA | NON F.S.I AREA |
| Ground floor | |
| staircase | 14.80 sqm |
| lift | 3.36 " |
| Typical floors (1st, 2nd, 3rd & 4th) | 7.98 " |
| 441.91 X 4 | 22.78 " |
| | total build up area: 1804.29 |

Block -A1&A2
 Sheet no : 2/5
 All dimensions are in centimeters.
 Scale : 1 : 100

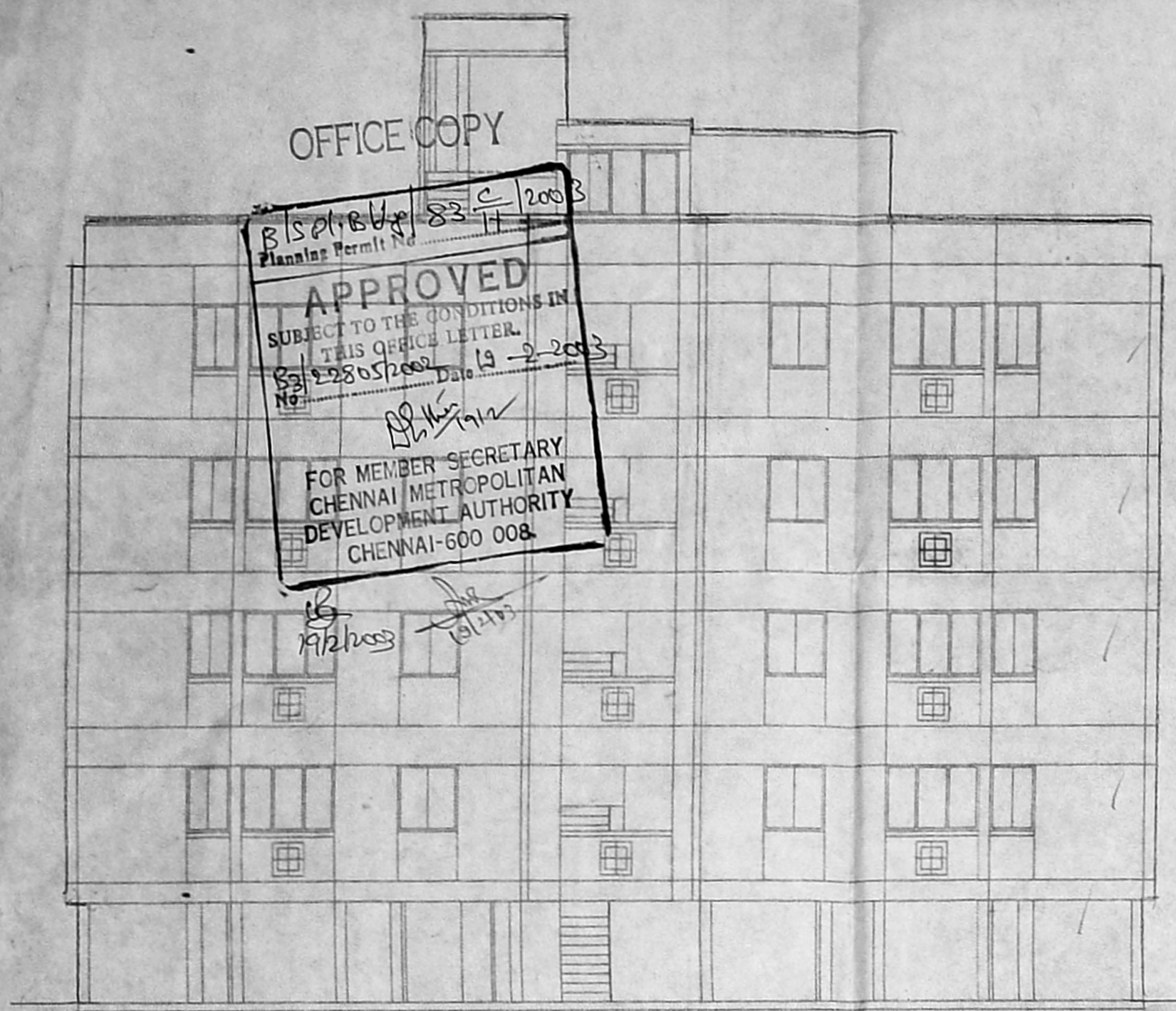
proposal:
 PROPOSED RESIDENTIAL APARTMENTS IN S.No: 237/A, 237/2A, 237/1, 239/2 & 24/1 OF NOLAMBUR VILLAGE No. 62, SAIDAPET, VILLIVAKKAM PANCHAYAT.

Applicant: [Signature]
 Architect: [Signature]
 C.R. RAJU, ARCHITECT
 COA No: 12626, 11A No: 7581
 R.A. No: 195 (CORPN. OF CHENNAI)
 9, 3rd STREET, GILL MANDAR
 CHENNAI-54, TEL: 3742024, 3741977

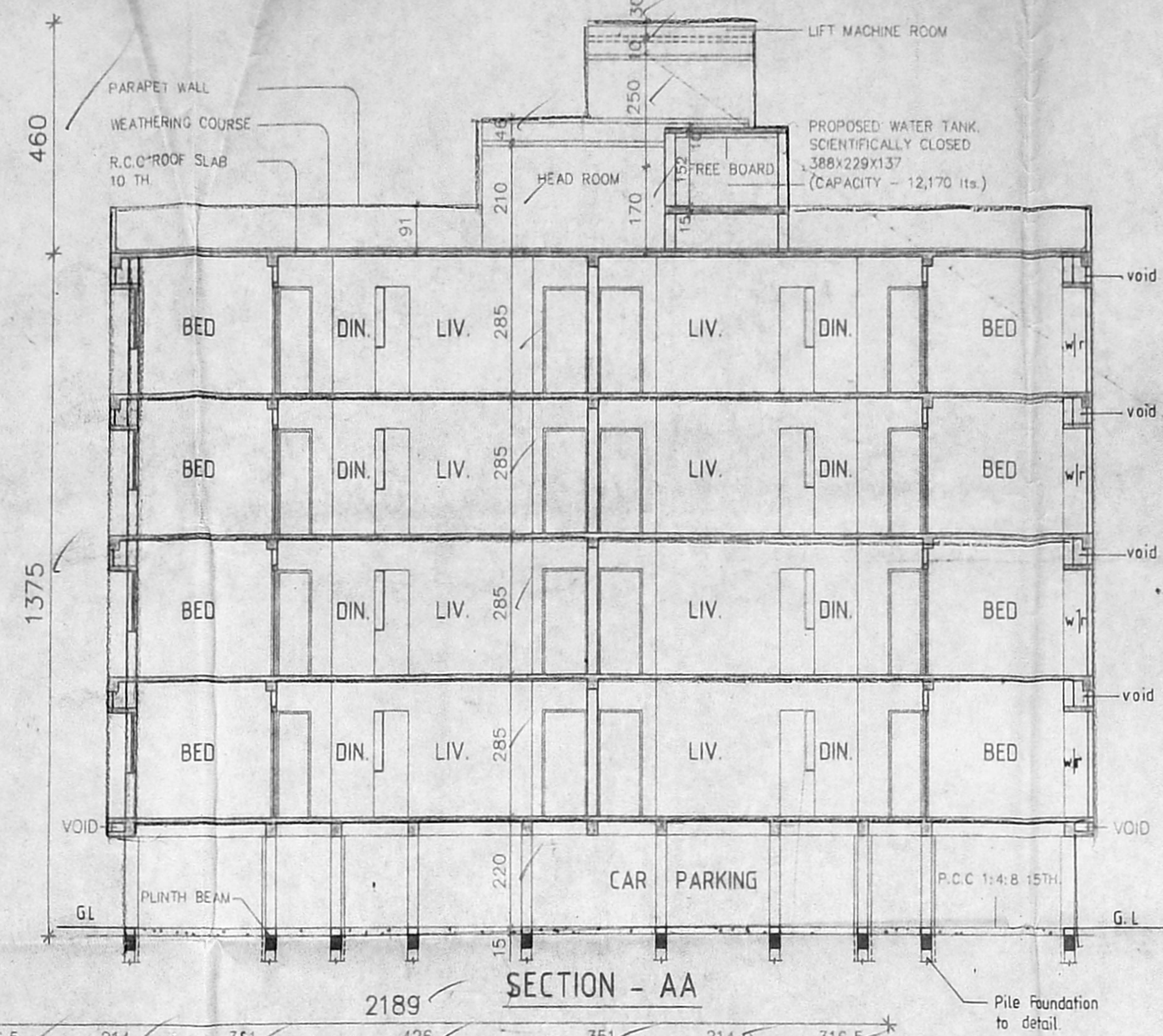
OFFICE COPY

Planning Permit No. 83/C/2003

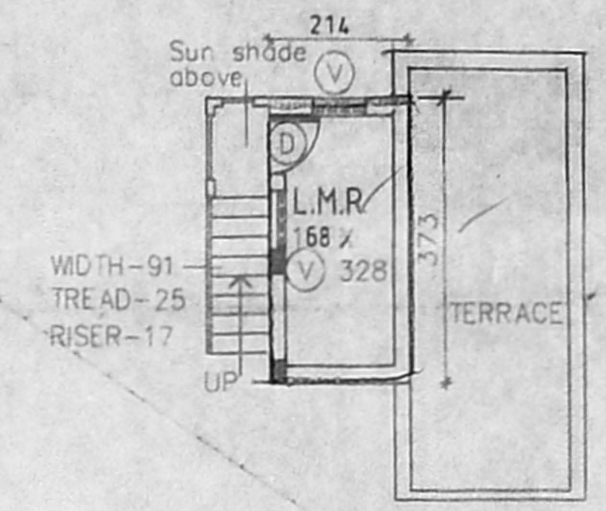
APPROVED
SUBJECT TO THE CONDITIONS IN THIS OFFICE LETTER.
No. 12805/2003 Date 19-9-2003
FOR MEMBER SECRETARY
CHENNAI METROPOLITAN
DEVELOPMENT AUTHORITY
CHENNAI-600 008



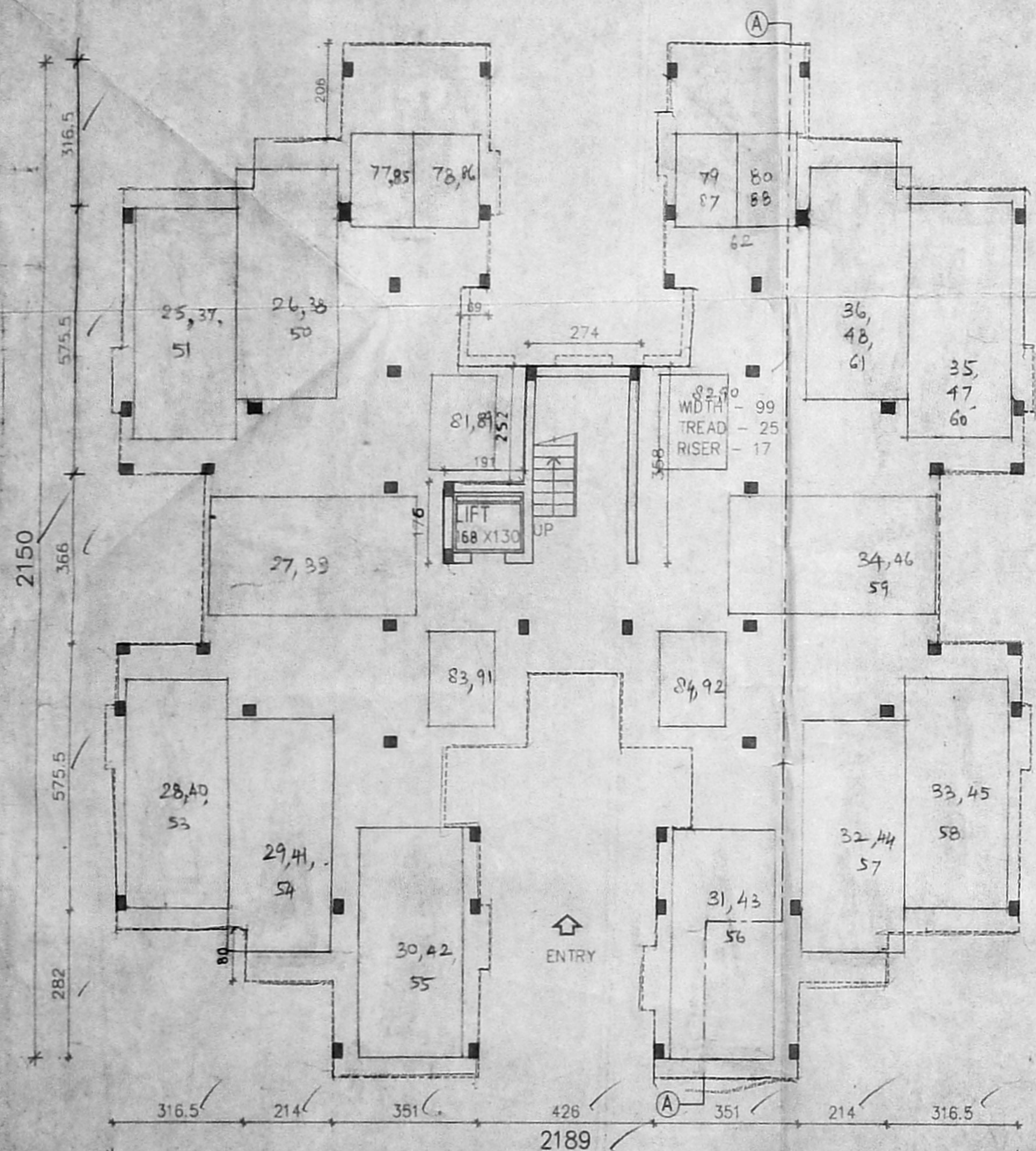
ELEVATION



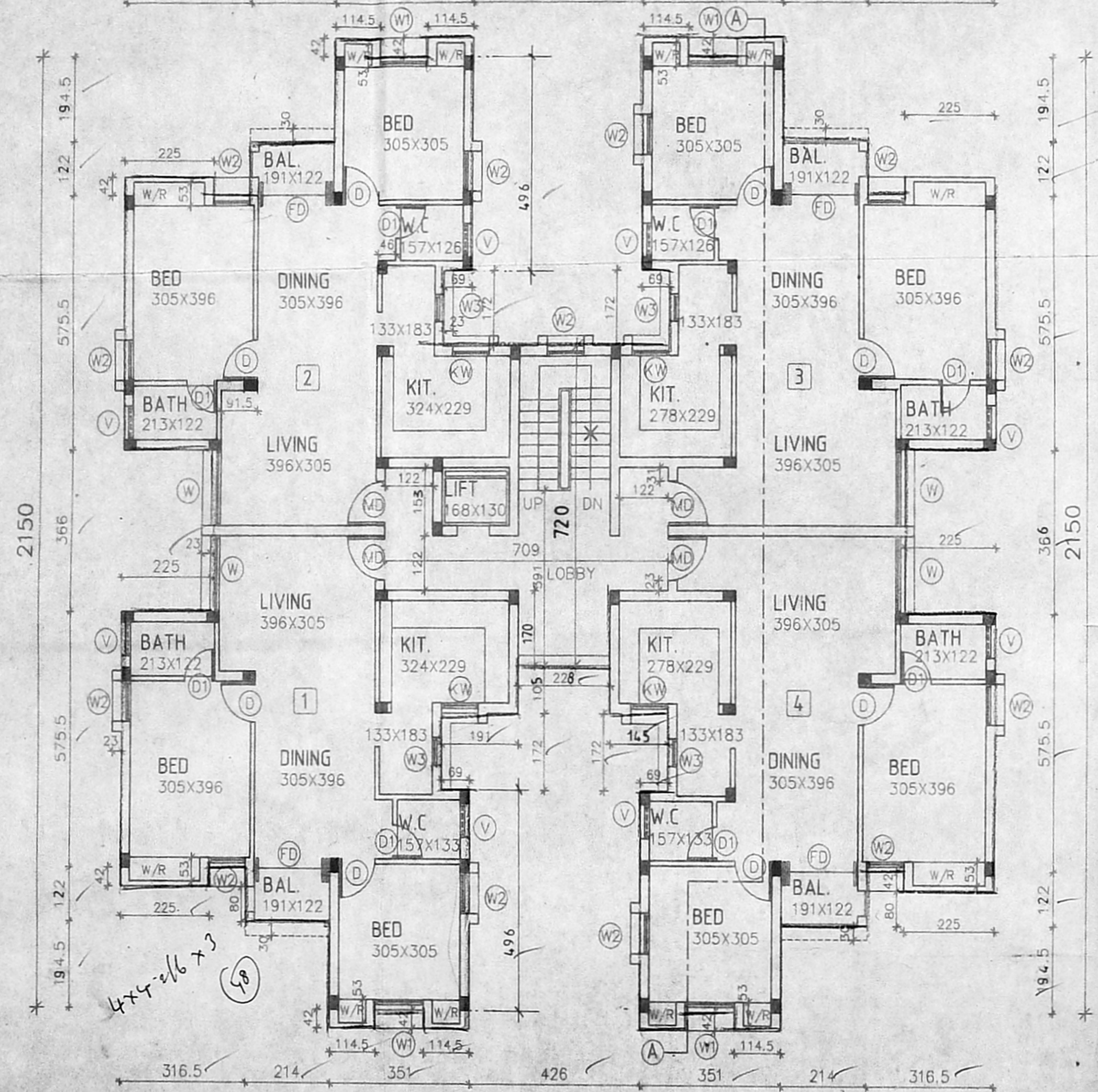
SECTION - AA



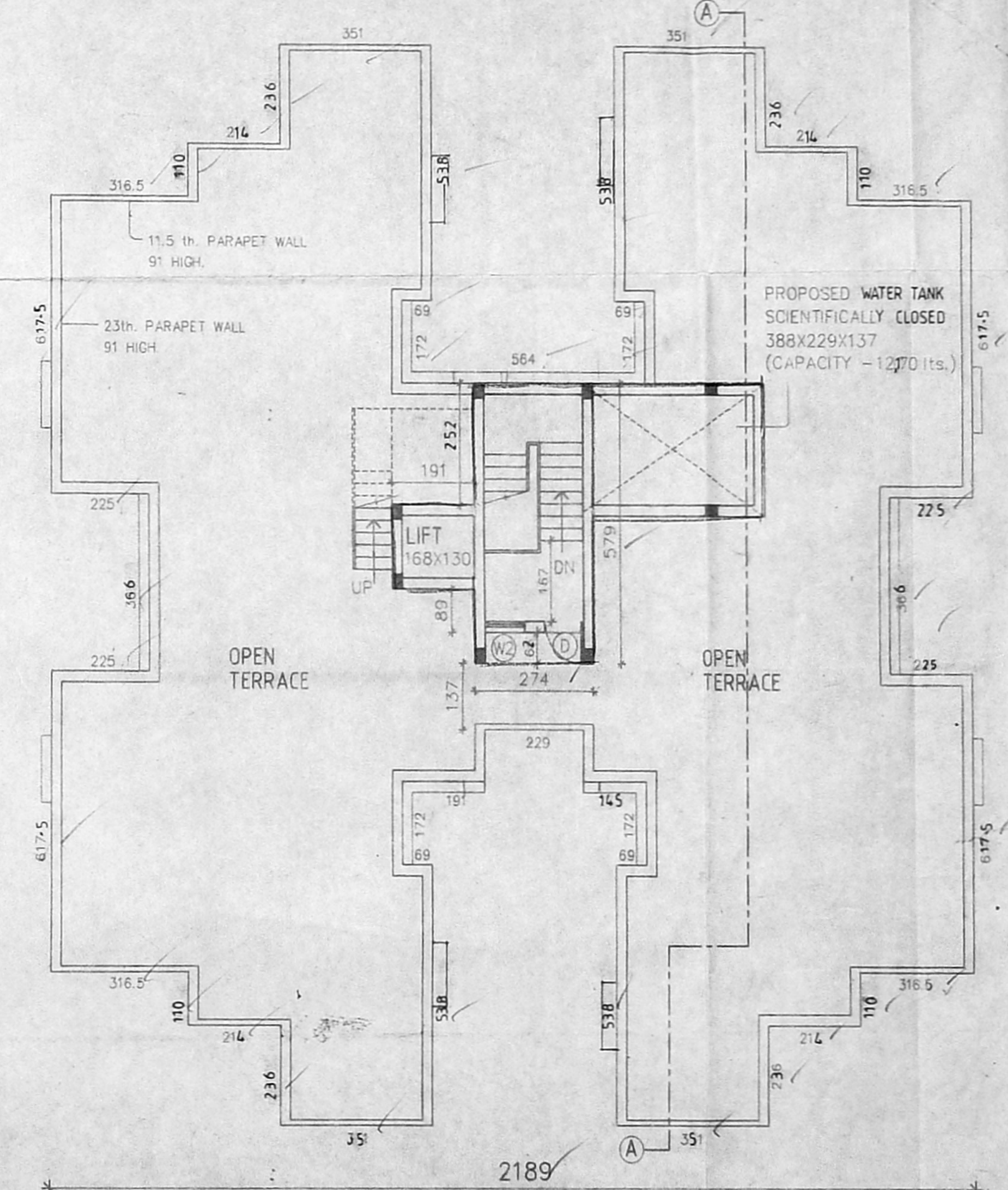
LIFT MACHINE ROOM PLAN



STILT FLOOR PLAN (CAR PARKING)



TYPICAL FLOOR PLAN (First, Second, Third & Fourth floors)



TERRACE FLOOR PLAN

| CMDA (B)/4/No. 1 | |
|------------------|----------------------|
| C. No. B3 | 2128/1/2003 |
| Asst. | W WINDOW 100 x 213 |
| | WINDOW DOOR 91 x 213 |
| | 76 x 213 |
| | 191 x 213 |
| Scrutiny | W WINDOW 171 x 122 |
| | 122 x 122 |
| | 3/2 |
| | 91 x 122 |
| P. A. | W WINDOW 76 x 122 |
| | 3/2 |
| | 91 x 91 |
| | 76 x 61 |
| A.P. | D.P. |

Legend :

PROPOSED

Area Statement :

| F.S.I AREA | sq.m | NON F.S.I AREA | sq.m |
|----------------------|---------|----------------|-------|
| Ground Floor : | | Head room - | 15.86 |
| Staircase - | 9.81 | L.M.R. - | 7.98 |
| Lift - | 3.36 | | |
| Typical floors : | | | 23.84 |
| (34.12 x 4) - | 1364.48 | | |
| | 1377.65 | | |
| Total Builtup area = | | 1401.49 sq.m | |

Applicant :

Proposal :
PROPOSED RESIDENTIAL APARTMENTS IN
S.Nos. 237/1A, 237/2A, 238/1, 239/2 & 240/1
OF 'NOLAMBUR VILLAGE No. 62,
SAIDAPET TALUK, VILLIVAKKAM PANCHAYAT.

Block - B1, B2 & B3 Sheet no. 3/5

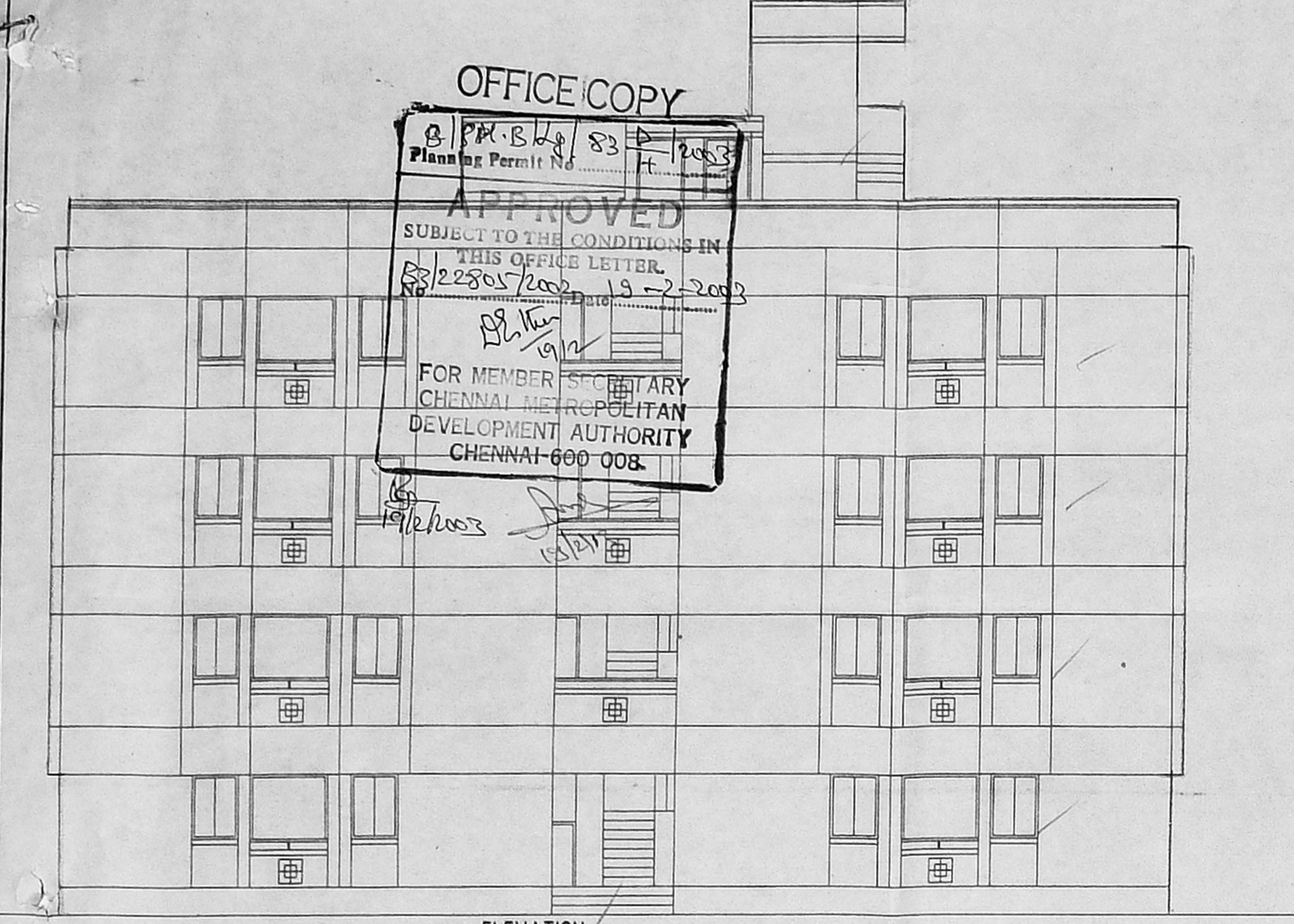
All Dimensions are in C.M. only

Scale : 1 : 100

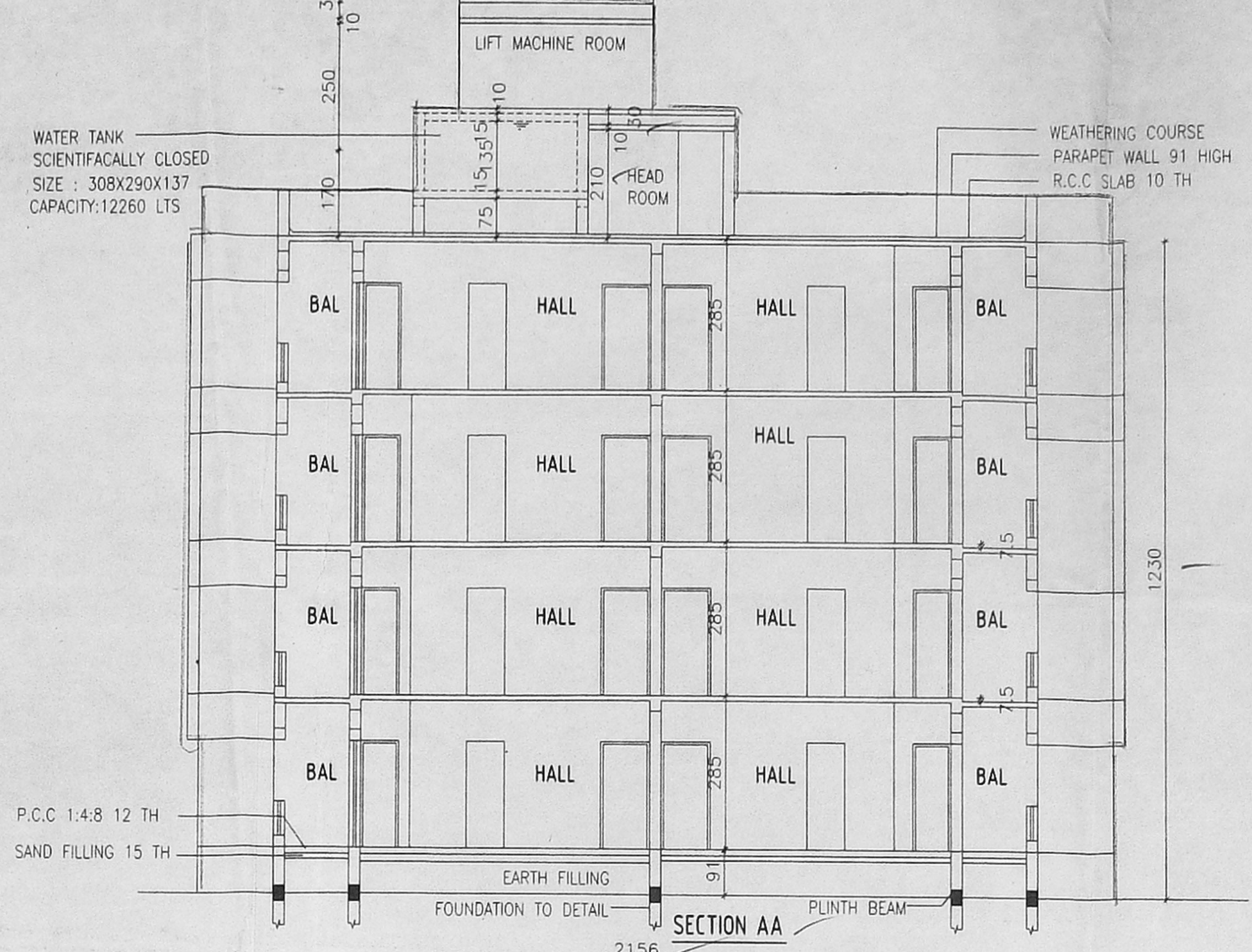
Architect :

[Signature]

C.R. RAJU, ARCHITECT
COA No: 12626, 11A No. 7581
R.A. No: 195 (CORPN. OF CHENNAI)
9, 3rd STREET, GILL NAGAR
CHENNAI-94. Ph: 3742024, 3741977

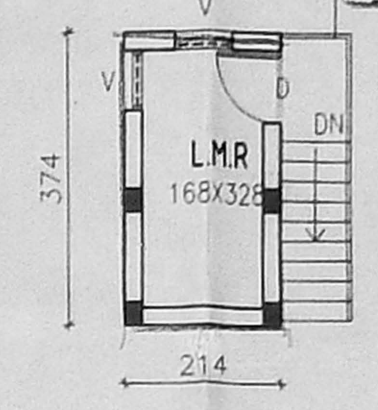


ELEVATION

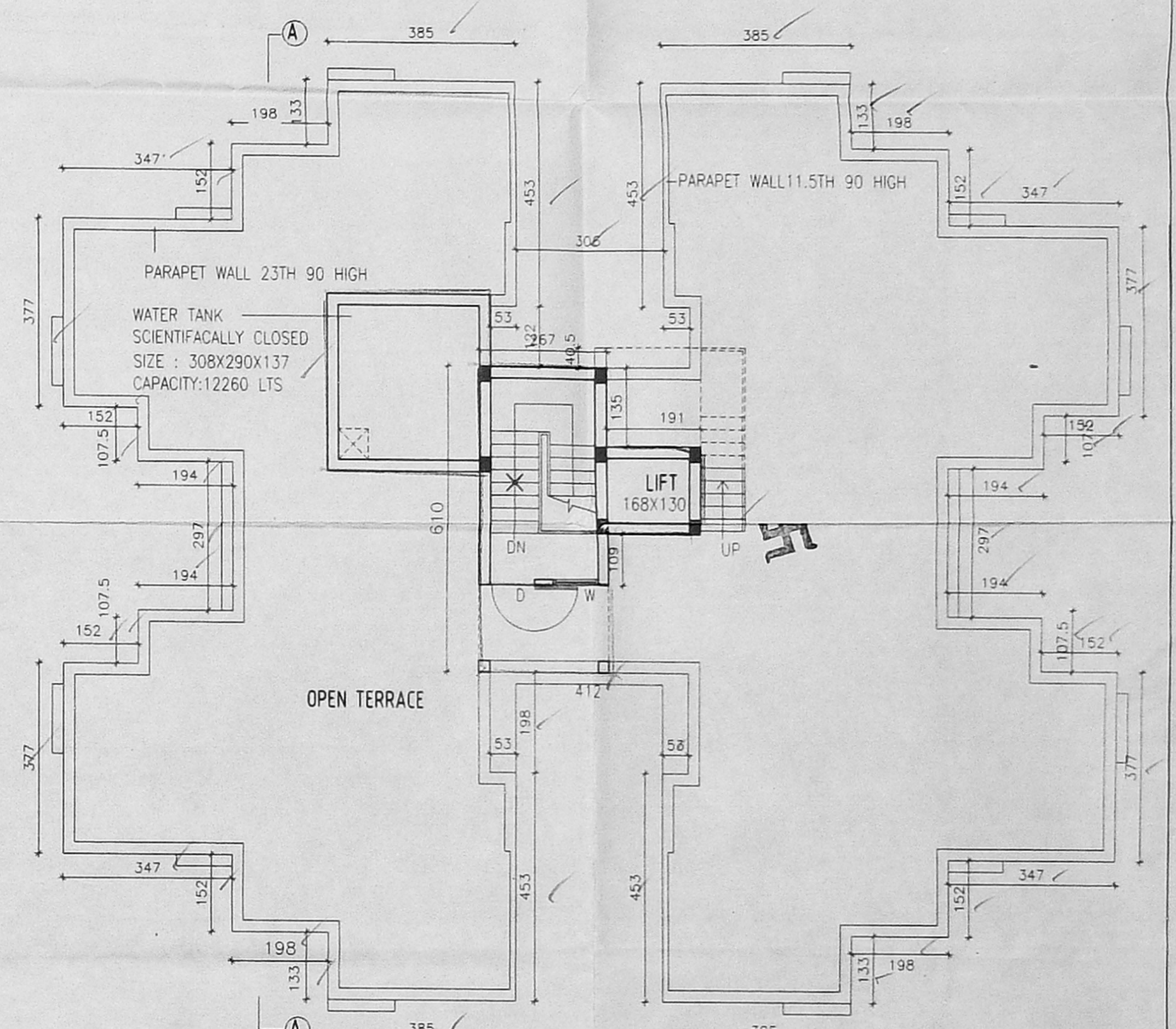
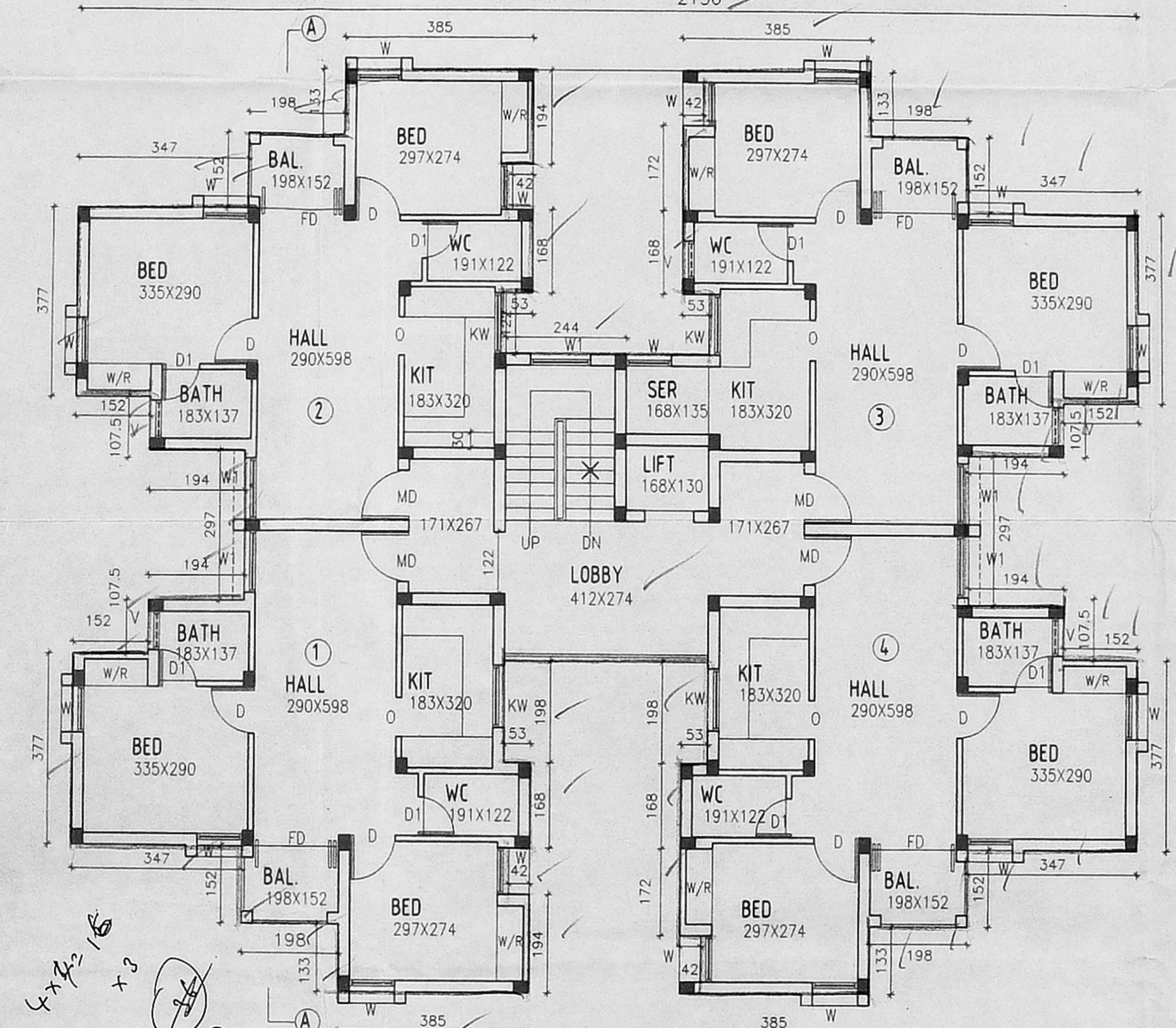
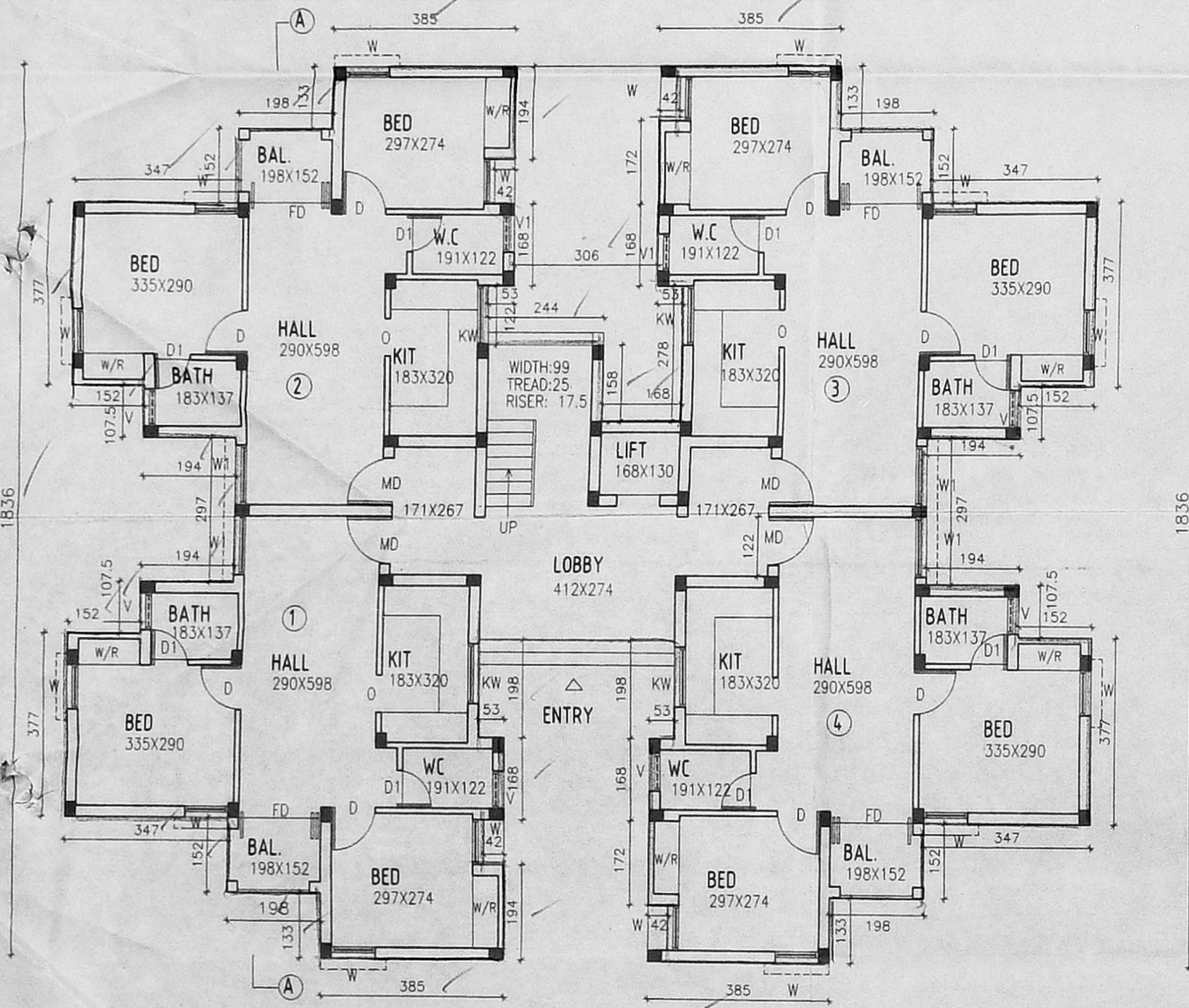


SECTION AA

Revised Plan
 Dt. 22/02/2003
CMDA (B)/5 No. 1
 C. No. B/22805/2003
 Asst. Scrutiny
 P. A. 9/11/2003
 D.P.



LIFT MACHINE ROOM PLAN



Schedule of joinery :

| | | | | | |
|----|-------------|-----------|----|------------|--------|
| MD | MAIN DOOR | 100 X 213 | KW | WINDOW | 122X91 |
| D | DOOR | 91 X 213 | V | VENTILATOR | 76X61 |
| D1 | DOOR | 76 X 213 | O | OPENING | 76X213 |
| FD | FRENCH DOOR | 175 X 213 | | | |
| W | WINDOW | 91 X 122 | | | |
| W1 | WINDOW | 122 X 122 | | | |

Legend :

PROPOSED

| Area Statement | F.S.I AREA | NON F.S.I AREA |
|-----------------------------|---------------|----------------|
| GROUND FLOOR : | 275.43 SQ.M | |
| TYPICAL FLOORS : (278.08X3) | 834.24 SQ.M | |
| HEAD ROOM | | 16.29 |
| LIFT MACHINE ROOM | | 8.00 |
| | 1109.67 SQ.M | 24.29 |
| TOTAL BUILT UP AREA: | 1133.96, SQ.M | |

BLOCK : C1,C2,C3
SHEET NO: 4/5
 ALL DIMENSIONS ARE IN CM
 Scale : 1 : 100.

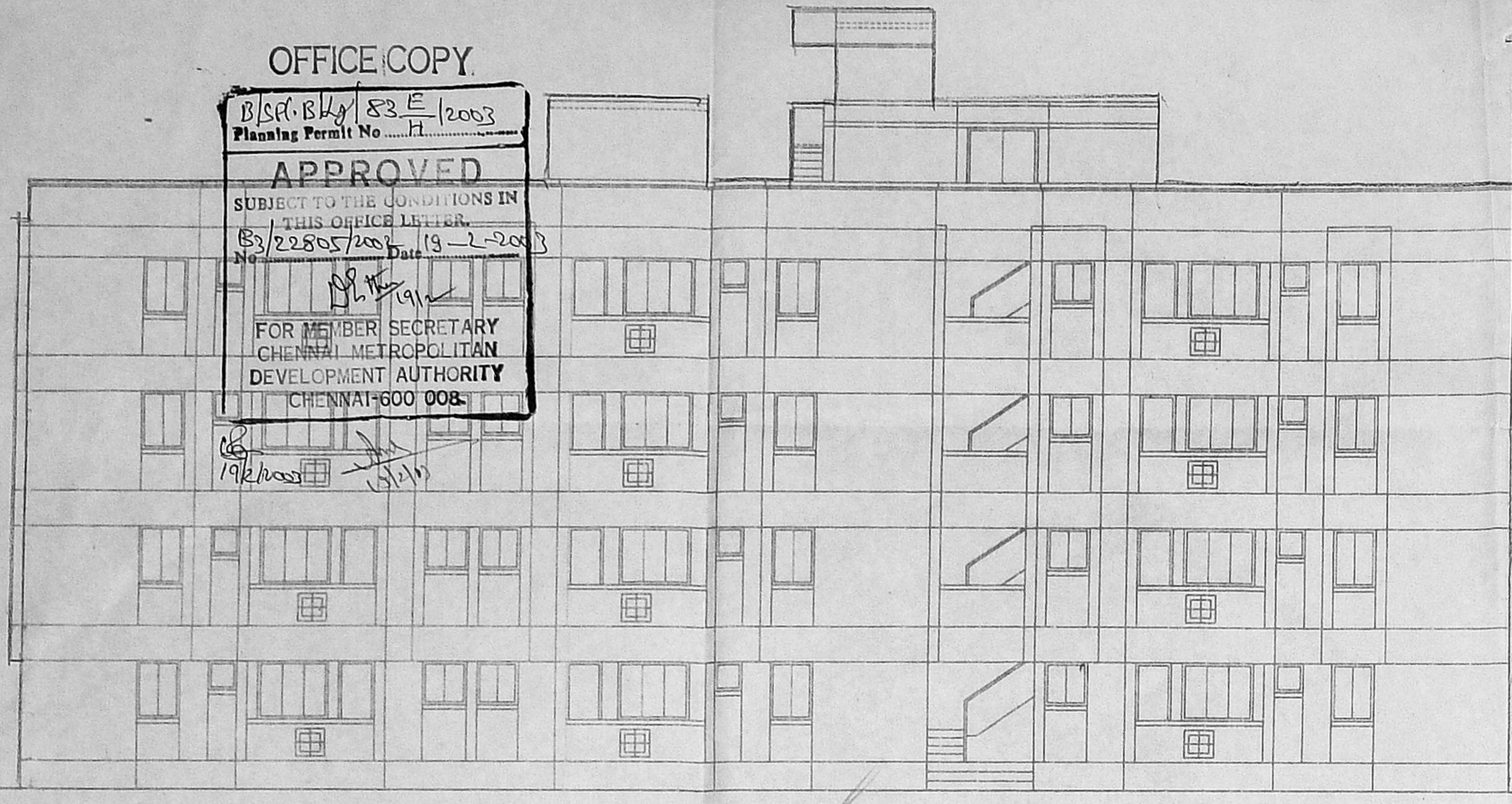
PROPOSAL
PROPOSED RESIDENTIAL APARTMENTS
 IN S.NO: 237/1A,237/2A,238/1,239/2 & 240/1
 OF NOLUMBUR VILLAGE, NO: 62,
 SAIDAPET TALUK, VILLIVAKKAM PANCHAYAT.

APPLICANT

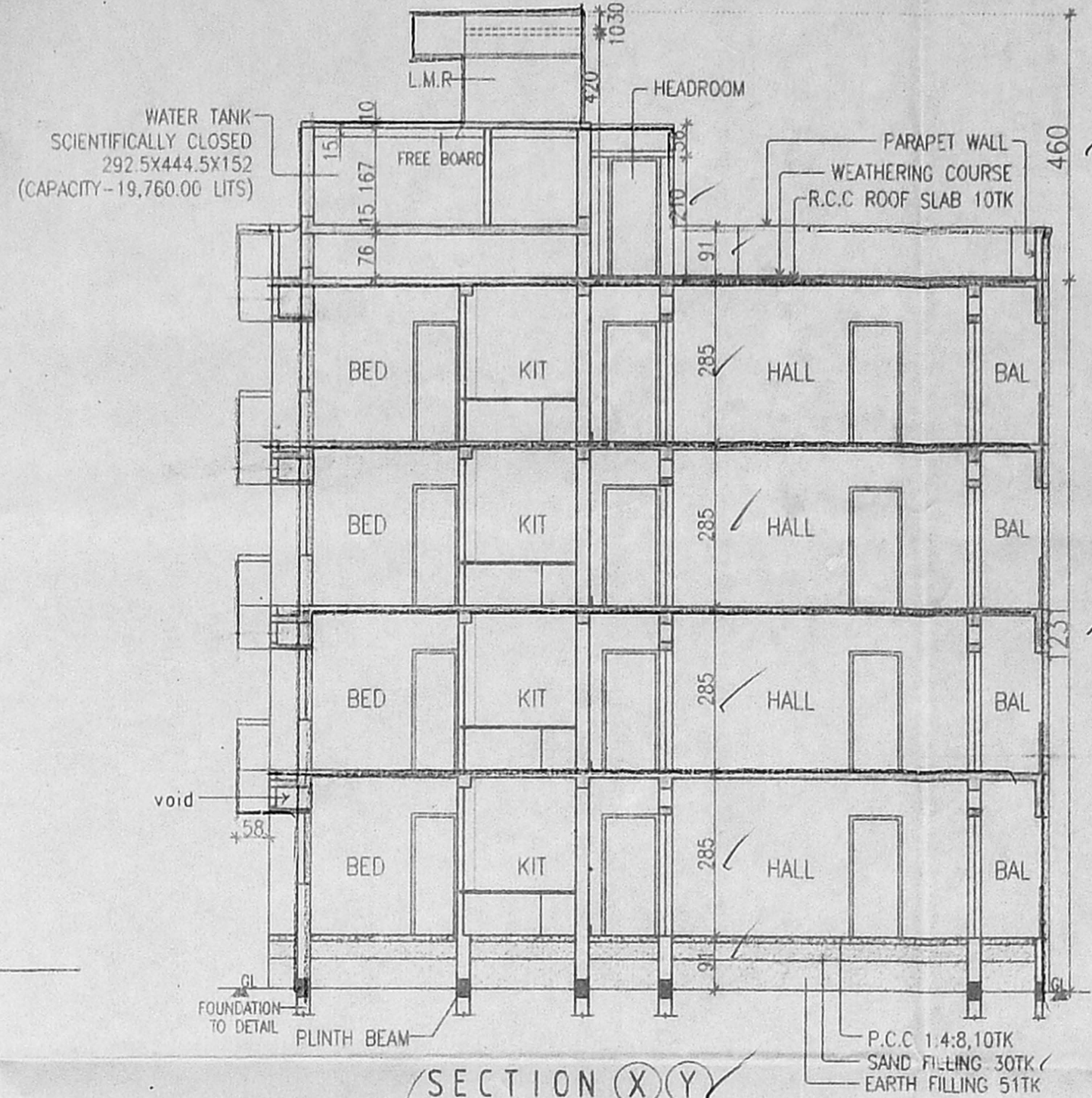
ARCHITECT: *C.R. Raju*
C.R. RAJU, ARCHITECT
 COA No: 12626, 11A No. 7583
 R.A. No: 195 (CORPN. OF CHENNAI)
 9, 3rd STREET, GILL NAGAR
 CHENNAI-94. Ph: 3742024, 3741377

OFFICE COPY

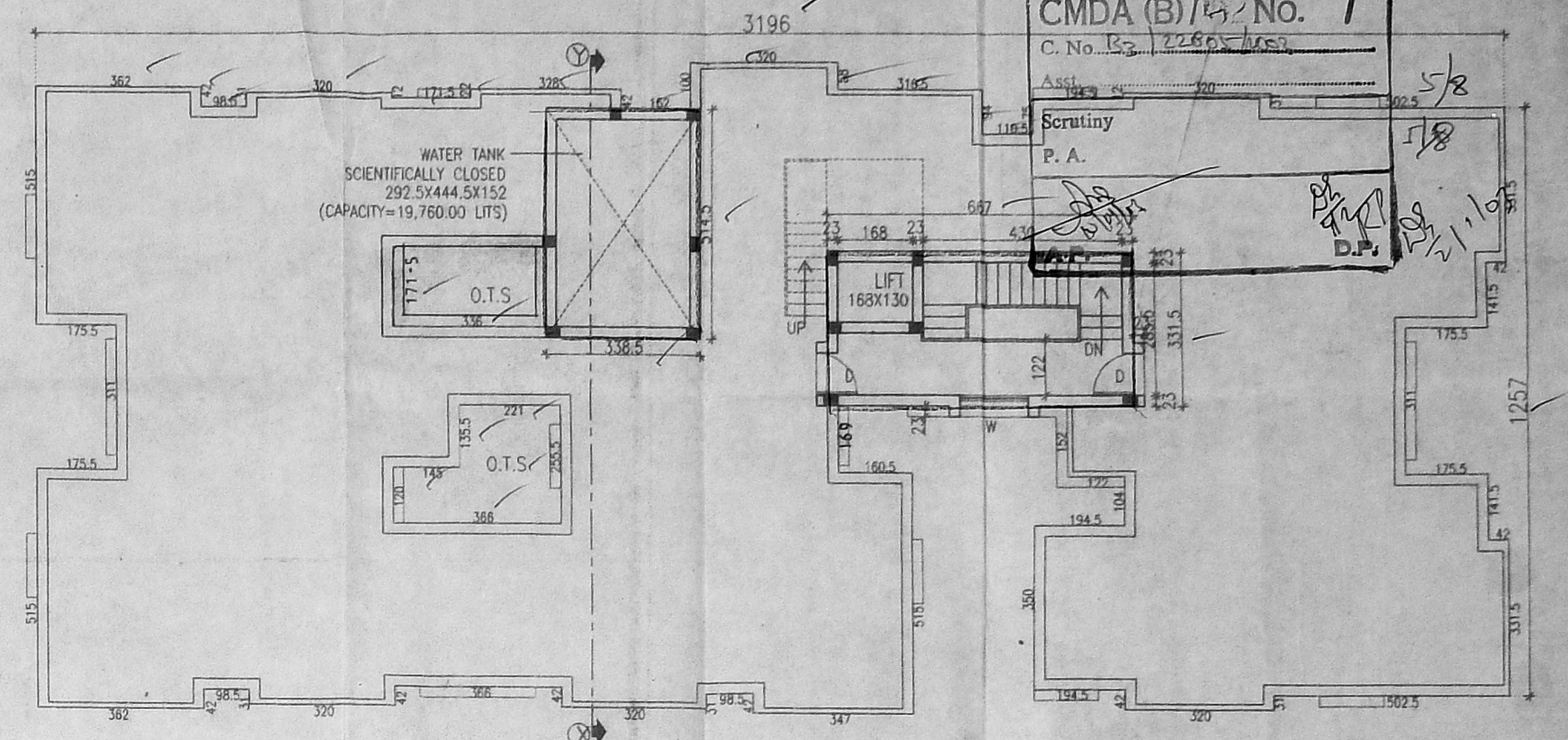
B/Sr. B/4/83 E/2003
 Planning Permit No. H
APPROVED
 SUBJECT TO THE CONDITIONS IN
 THIS OFFICE LETTER
 B3/22805/2003 Date: 19-2-2003
 FOR MEMBER SECRETARY
 CHENNAI METROPOLITAN
 DEVELOPMENT AUTHORITY
 CHENNAI-600 008



ELEVATION

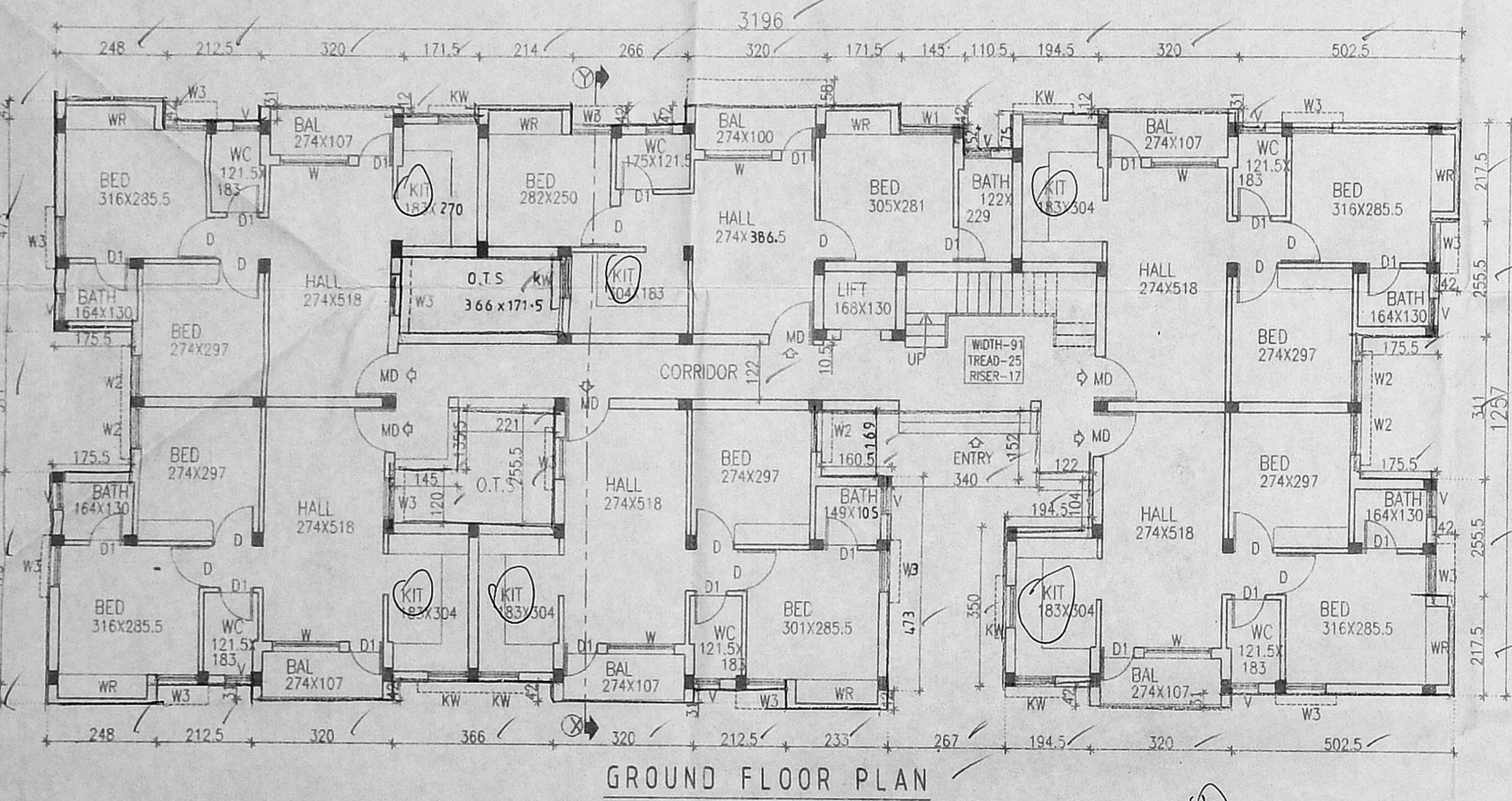


SECTION X-Y

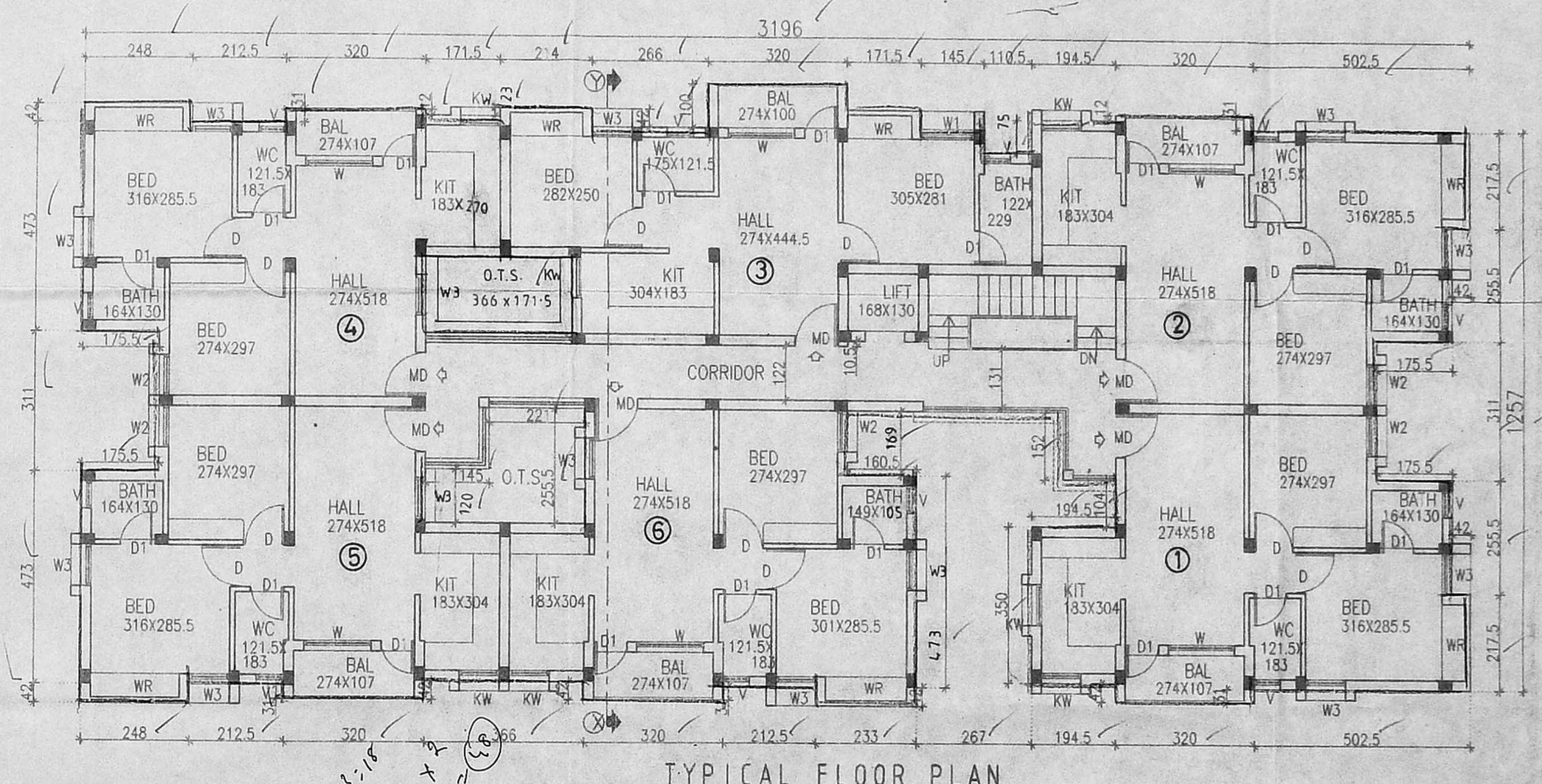


TERRACE FLOOR PLAN

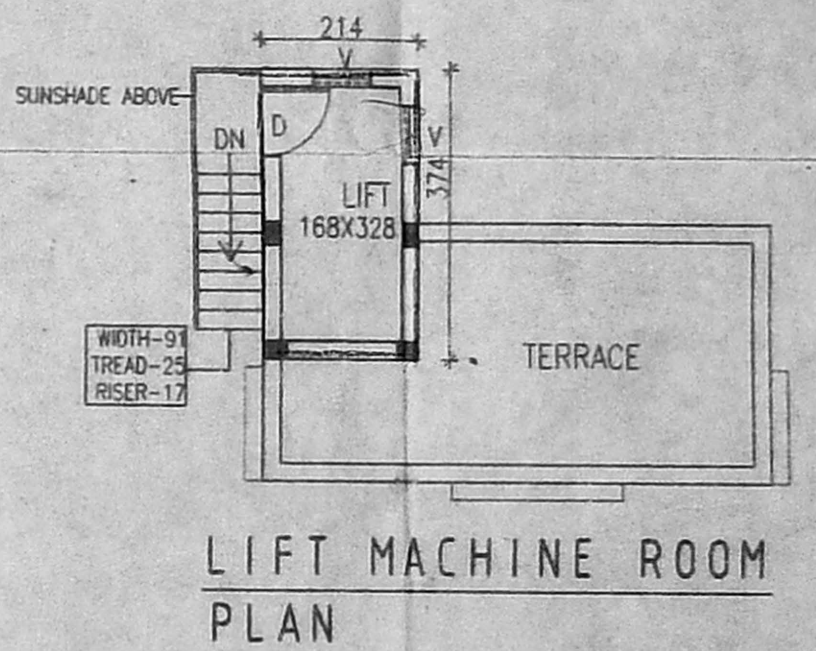
Revised Plan
 CMDA (B)/4/83 No. 1
 C. No. B-22805/2003
 Assd. P. A.
 Scrutiny P. A.
 D.P.



GROUND FLOOR PLAN



TYPICAL FLOOR PLAN
 (FIRST, SECOND AND THIRD FLOOR PLAN)



LIFT MACHINE ROOM PLAN

SCHEDULE OF JOINERY :

| | | |
|----|----------------|-----------|
| MD | MAIN DOOR | 100 X 213 |
| D | DOOR | 91 X 213 |
| D1 | DOOR | 76 X 213 |
| W | WINDOW | 152 X 213 |
| W1 | WINDOW | 122 X 122 |
| W2 | WINDOW | 106 X 122 |
| W3 | WINDOW | 91 X 122 |
| KW | KITCHEN WINDOW | 91 X 91 |
| V | VENTILATOR | 61 X 76 |

LEGEND :

PROPOSED :

AREA STATEMENT :

| | |
|--|-------------------------------|
| F.S.I AREA | NON F.S.I AREA |
| GROUND FLOOR = 365.09 SQ.M | HEADROOM = 15.78 SQ.M |
| TYPICAL FLOORS = 1100.61 SQ.M (1st, 2nd & 3rd floors) 366.87 x 3 | LIFT MACHINE ROOM = 8.00 SQ.M |
| TOTAL BUILTUP AREA - 1469.40 sq.m. | |

BLOCK - D1 & D2

SHEET NO : 5/5

SCALE : 1 : 100

ALL DIMENSIONS ARE IN CENTIMETERS.

PROPOSAL :

PROPOSED RESIDENTIAL APARTMENTS IN
 S.NO: 237/1A, 237/2A, 238/1, 239/2 & 240/1 OF
 NOLAMBUR VILLAGE NO: 62, SAIDAPET TALUK,
 VILLIVAKKAM PANCHAYAT.

APPLICANT :

ARCHITECT :

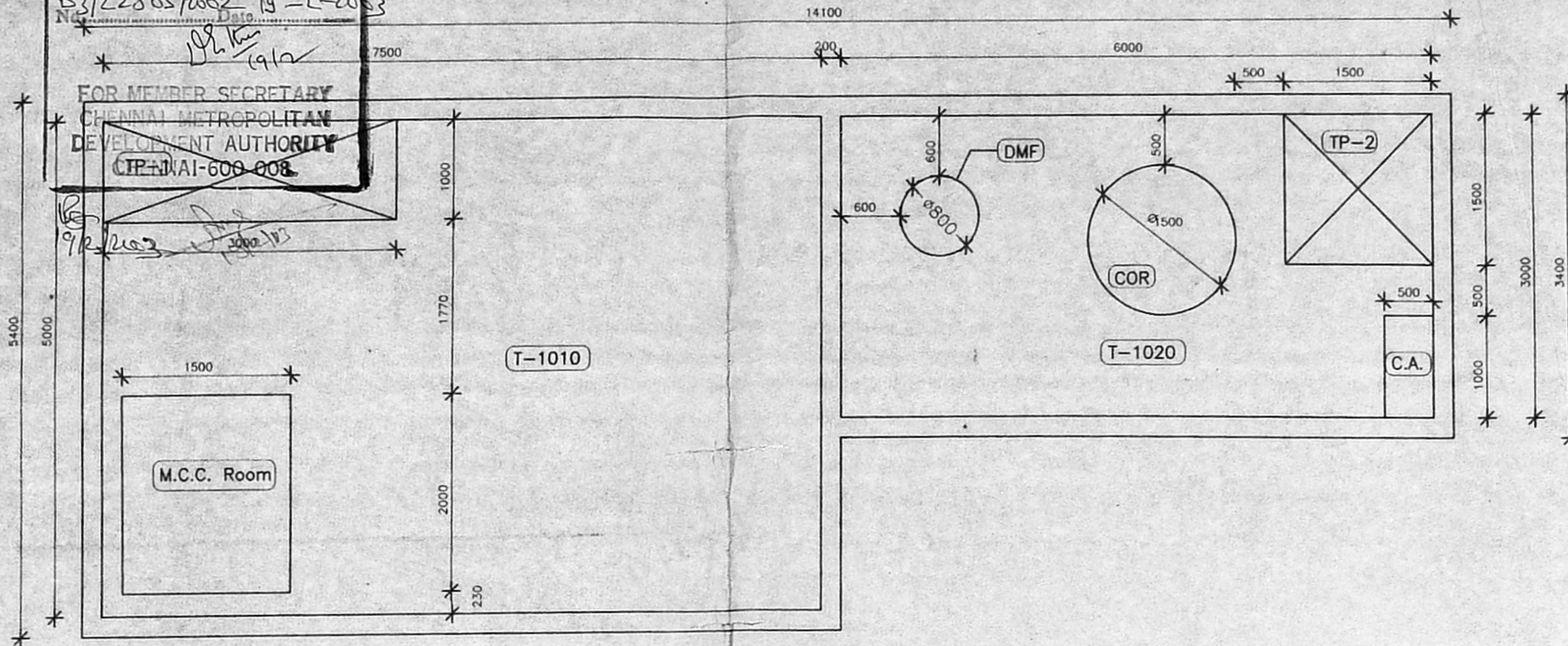
C.R. RAJU, ARCHITECT
 COA No: 12626, 11A No. 7583
 R.A. No: 195 (CORPN. OF CHENNAI)
 9, 3rd STREET, GILLI NAGAR
 CHENNAI-60. Ph: 3742024, 3741977

OFFICE COPY

B/Spl. B/29/83 F/2003
 Planning Permit No. 17

APPROVED
 SUBJECT TO THE CONDITIONS IN
 THIS OFFICE LETTER.
 B3/22805/2002 19-12-2003
 No. 1912

FOR MEMBER SECRETARY
 CHENNAI METROPOLITAN
 DEVELOPMENT AUTHORITY
 (CP-1) AI-600-008



Equipment Schedule (Mechanical) :-

| S.No. | Tag No. | Name of the Unit | Nos. | CAPACITY |
|-------|---------|---------------------------------|------|--------------------|
| 1. | TP-1 | Raw Sewage Transfer Pumps | 2 | 6.5 Cu.m /hr @15mh |
| 2. | DMF | Dual Media Filter | 1 | 6.5 Cu.m /hr |
| 3. | COR | Carbon Oxidation Reactor | 1 | 6.5 Cu.m /hr |
| 4. | TP-2 | Treated Effluent Transfer Pumps | 2 | 6.5 Cu.m /hr @15mh |
| 5. | C.A. | Compressed Air | 1 | 10 cfm x 2 HP |

Equipment Schedule (Civil) :-

| S.No. | Tag No. | Name of the Unit | Nos. | Size in Metres |
|-------|---------|---|------|--------------------------------|
| 1. | T-1010 | Collection Tank/Anaerobic Upflow Filter | 1 | 7.5x5.0x4.0m(LD) + 0.60 m(FB) |
| 2. | T-1020 | Treated Effluent Tank | 1 | 6.0x3.0x4.0 m(LD) + 0.60 m(FB) |
| 3. | | M.C.C. Room | 1 | 2.0 x 1.5 x 1.8 m(TH) |

NOTES
 1. ALL DIMENSIONS ARE IN MM

Revised plan
 Dt: 19/12/2003
CMDA (B)/4 No. 1
 F No. B3/22805/2002
 19/12/2003
 6/8
 29/12/2003
 A/P. I.D.P.



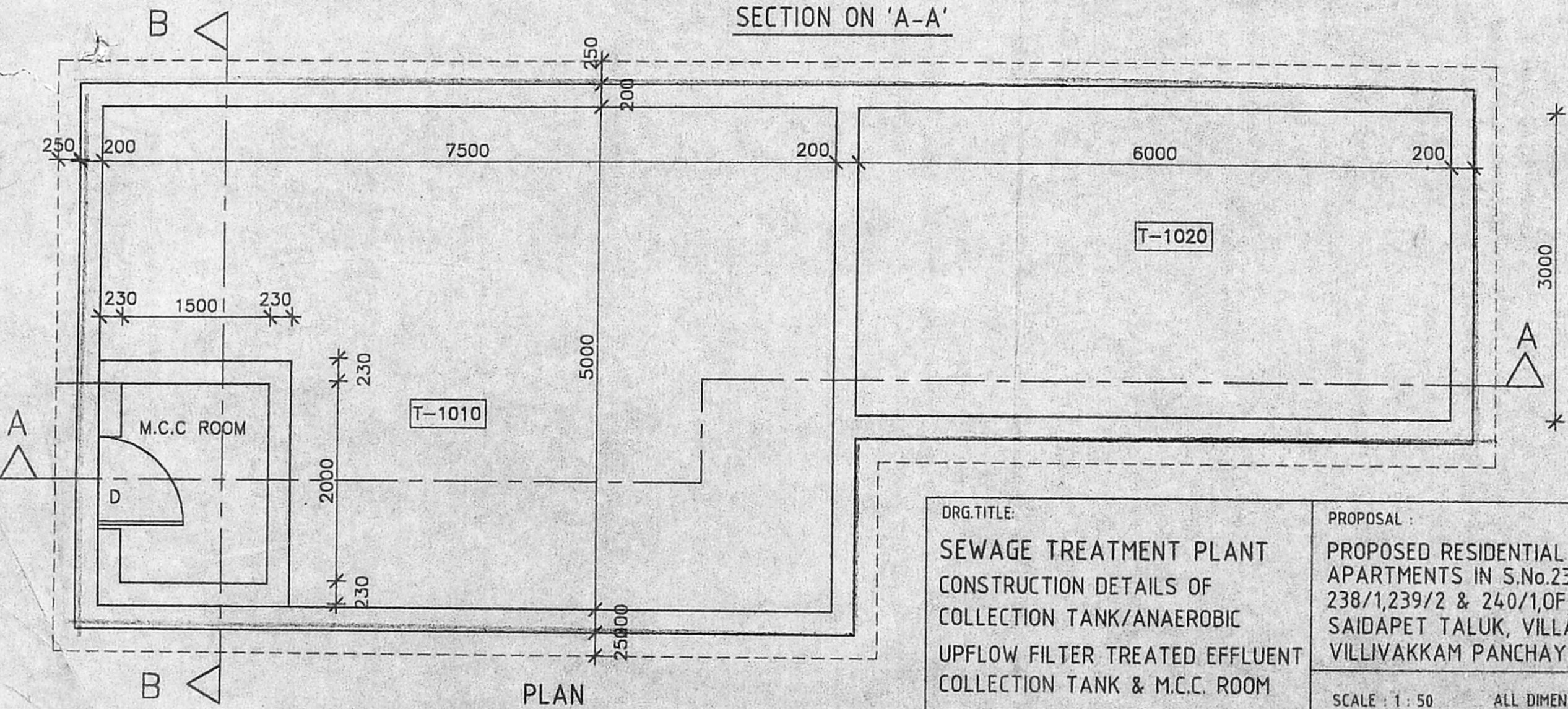
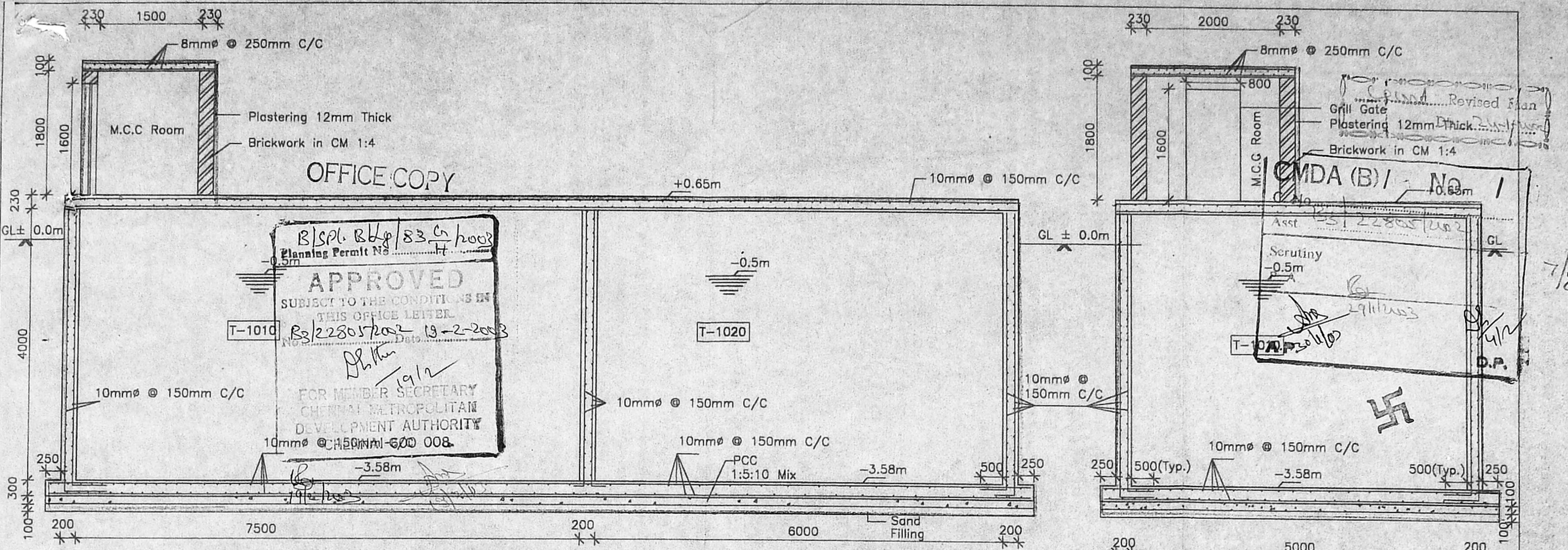
ORG. TITLE:
SEWAGE TREATMENT PLANT
 EQUIPEMENT LAYOUT

SCALE : 1 : 50

PROPOSAL :
PROPOSED RESIDENTIAL APARTMENTS
IN S.No.237/1A, 237/2A, 238/1, 239/2 & 240/1
OF NOLAMBUR VILLAGE No.62,
SAIDAPET TALUK,
VILLIVAKKAM PANCHAYAT.

APPLICANT :


SARAVANAN.D.C.E.,
 Licence Holder & Registered Contractor
METRO-WATER
 Office: A-34,
 Angampalayam East,
 Madras-600032.
 Phone: 22805
 No. 14-A,
 Bheray Road,
 Sheela Nagar,
 Madras-600036.



B/SPL. Bldg/83/G/2003
 Planning Permit No. 17
APPROVED
 SUBJECT TO THE CONDITIONS IN
 THIS OFFICE LETTER.
 T-1010 B3/22805/2002 19-2-2003
 No. 19-2-2003 Date
 For MEMBER SECRETARY
 CHENNAI METROPOLITAN
 DEVELOPMENT AUTHORITY
 CHENNAI-600 008

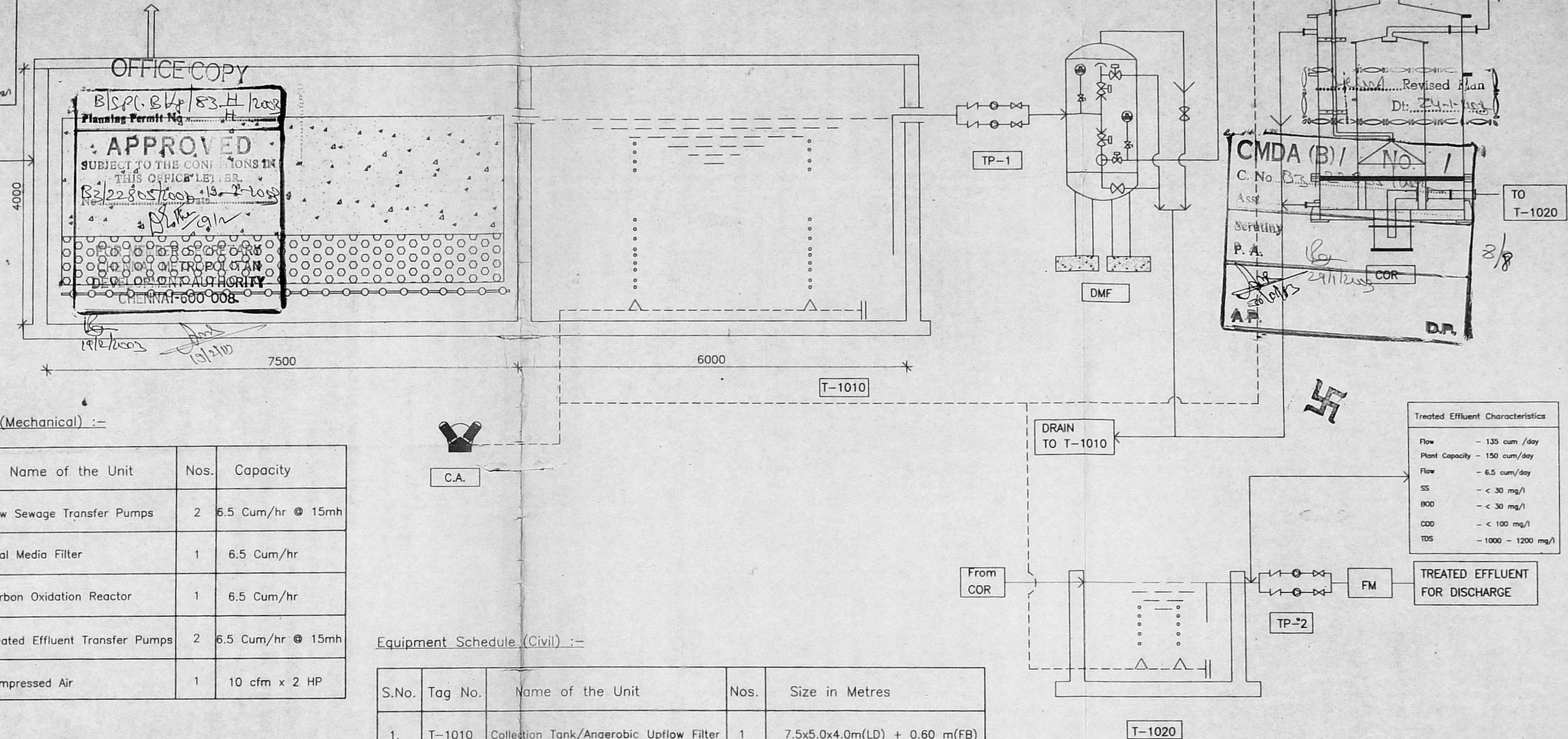
CMDA (B) / No. 1
 Asst. B3/22805/2002
 Scrutiny -0.5m
 T-1010
 D.P.

- NOTES
1. ALL DIMENSIONS ARE IN MM
 2. ALL LEVELS ARE IN M.
 3. R.C.C TO BE OF M20 GRADE
 4. D- DOOR - 800X1600

| | | |
|--|---|--|
| <p>DRG. TITLE: SEWAGE TREATMENT PLANT CONSTRUCTION DETAILS OF COLLECTION TANK/ANAEROBIC UPFLOW FILTER TREATED EFFLUENT COLLECTION TANK & M.C.C. ROOM</p> | <p>PROPOSAL : PROPOSED RESIDENTIAL APARTMENTS IN S.No.237/1A,237/2A, 238/1,239/2 & 240/1,OF NOLAMBUR SAIDAPET TALUK, VILLAGE No.62, VILLIVAKKAM PANCHAYAT.</p> <p>SCALE : 1 : 50 ALL DIMENSIOND ARE IN MM</p> | <p>APPLICANT :  SARAVANAN, D.C.E. Licence / Surveyor Licence Holder & Registered Contractor METRO-WATER Office: 118, Zonnagar East, Madras-600102. Phone: 421-3394 Res: No 14-A, Berkeley Road, Shenay Nagar, Madras-600116</p> |
|--|---|--|

| Treated Effluent Characteristics | |
|----------------------------------|--------------------|
| Flow | - 135 cum /day |
| Plant Capacity | - 150 cum/day |
| Flow | - 6.5 cum/hr |
| SS | - 150 mg/l |
| BOD | - 300 mg/l |
| COD | - 550 mg/l |
| TDS | - 1000 - 1200 mg/l |

Raw Sewage
Flow-6.5m /hr



OFFICE COPY
B.S.P.C. B/4/83-H/2008
Planning Permit No. B2/22805/2008-13-2-2008
APPROVED
SUBJECT TO THE CONDITIONS IN THIS OFFICE LETTER.
MAYOR
MUNICIPAL CORPORATION
DEVELOPMENT AUTHORITY
CHENNAI-600 008

Revised Plan
Dt: 24/1/2008
CMDA (B) / NO. 1
C. No. B3/22805/2008
Assst. Secretary
P. A.
COR
D.P.

Equipment Schedule (Mechanical) :-

| S.No. | Tag No. | Name of the Unit | Nos. | Capacity |
|-------|---------|---------------------------------|------|-------------------|
| 1. | TP-1 | Raw Sewage Transfer Pumps | 2 | 6.5 Cum/hr @ 15mh |
| 2. | DMF | Dual Media Filter | 1 | 6.5 Cum/hr |
| 3. | COR | Carbon Oxidation Reactor | 1 | 6.5 Cum/hr |
| 4. | TP-2 | Treated Effluent Transfer Pumps | 2 | 6.5 Cum/hr @ 15mh |
| 5. | C.A. | Compressed Air | 1 | 10 cfm x 2 HP |

Equipment Schedule (Civil) :-

| S.No. | Tag No. | Name of the Unit | Nos. | Size in Metres |
|-------|---------|---|------|--------------------------------|
| 1. | T-1010 | Collection Tank/Anaerobic Upflow Filter | 1 | 7.5x5.0x4.0m(LD) + 0.60 m(FB) |
| 2. | T-1020 | Treated Effluent Collection Tank | 1 | 6.0x3.0x4.0 m(LD) + 0.60 m(FB) |

| Treated Effluent Characteristics | |
|----------------------------------|--------------------|
| Flow | - 135 cum /day |
| Plant Capacity | - 150 cum/day |
| Flow | - 6.5 cum/day |
| SS | - < 30 mg/l |
| BOD | - < 30 mg/l |
| COD | - < 100 mg/l |
| TDS | - 1000 - 1200 mg/l |

Legend :-

| Symbols | Abbreviations | | |
|---------|----------------------------|--|-------------------|
| T | Tank | | Ball Valve |
| TP | Transfer Pump | | Working Pump |
| TDS | Total Dissolved Solids | | Non-Return Valve |
| SS | Suspended Solids | | Diaphragm Valves |
| BOD | Bio Chemical Oxygen Demand | | Flow Meter |
| COD | Chemical Oxygen Demand | | Snap Cap Diffuser |
| DMF | Dual Media Filter | | |

DRG. TITLE:
**SEWAGE TREATMENT PLANT
GENERAL FLOW SHEET**

SCALE : 1 : 50 (ALL DIMENSIONS ARE IN MM)

PROPOSAL :
**PROPOSED RESIDENTIAL APARTMENTS
IN S.No.237/1A, 237/2A, 238/1, 239/2 & 240 /1
OF NOLAMBUR VILLAGE No.62,
SAIDAPET TALUK,
VILLIVAKKAM PANCHAYAT.**

APPLICANT :

SARAVANAN.D.C.E.
Licenced Surveyor
Class-I Licence Holder & Registered Contractor
METRO-WATER

Office: A-34,
Annanagar East,
Madras-600 102.
Phone: 626 1894

Res: No 14-A,
Berevady Road,
Shenoy Nagar,
Madras-600 099